



# ILD-IN Service Evaluation of ILD Workforce and Access to Care

Marium Naqvi

Co-Chair

ILD Interdisciplinary Network (ILD-IN)

Deputy ILD Lead

ILD Research Practitioner

Highly Specialist ILD Pharmacist

Guy's and St Thomas' NHS Trust

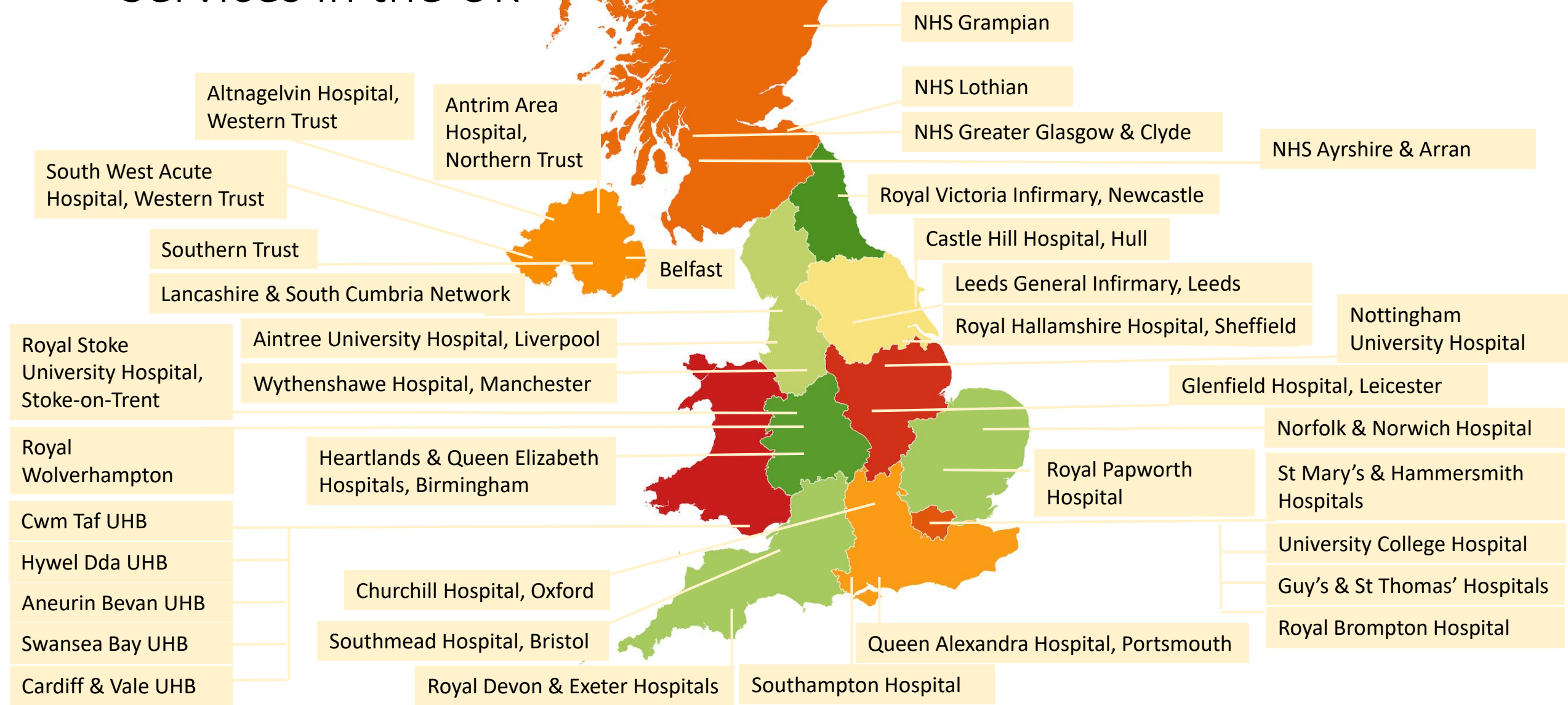


# Disclosures

- Sponsorship to attend conferences
  - Boehringer-Ingelheim, F. Hoffman Roche
  
- Remuneration as speaker or contribution to advisory board
  - Boehringer-Ingelheim, F. Hoffman Roche, AstraZeneca



# Mapping ILD Services in the UK





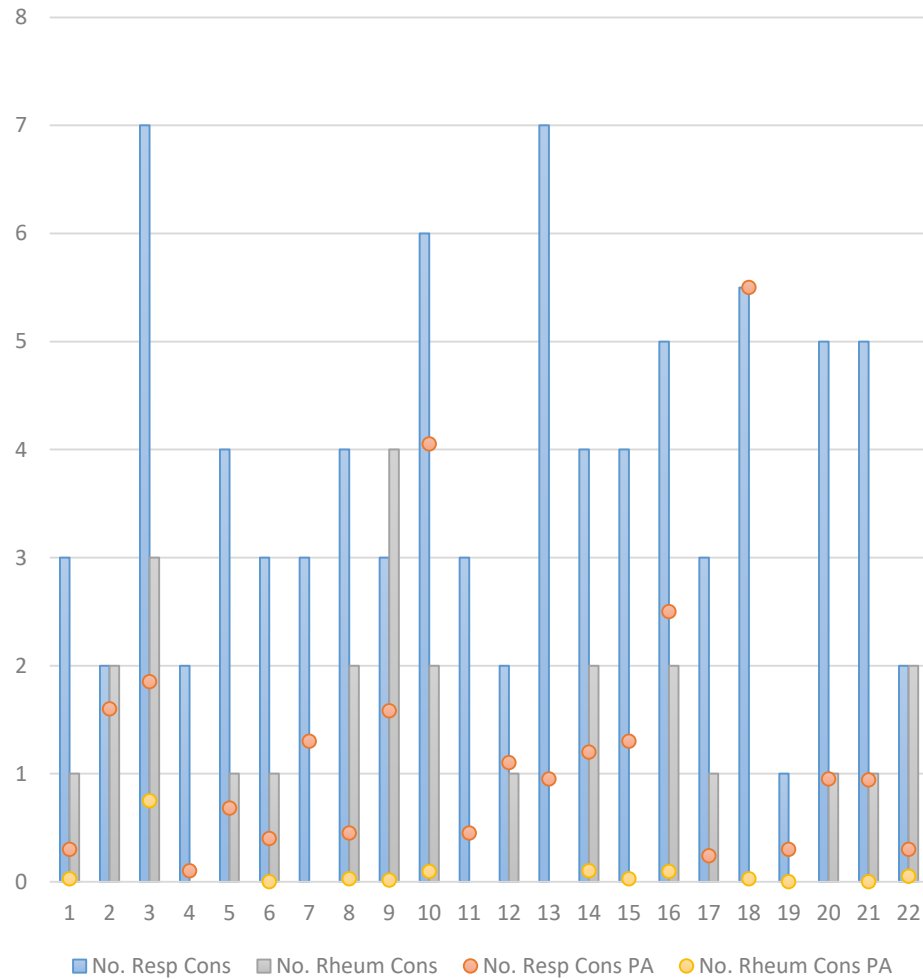
January – December 2022

# ILD Workforce England

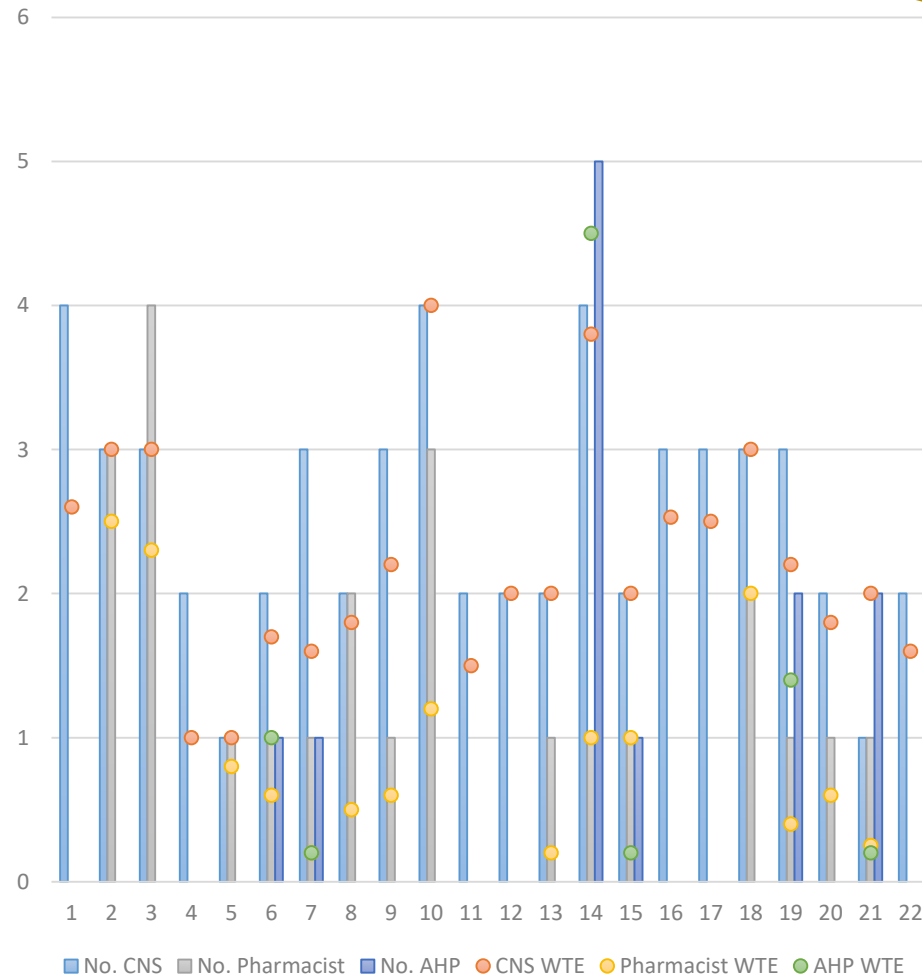
**100%**  
ILD services have dedicated CNS support

B6 46%  
B7 41%  
B8 13%

Respiratory & Rheumatology Consultants



CNS, Pharmacist & AHP



**68%**  
ILD services have dedicated pharmacist support

B6-7 20%  
B8 73%  
Cons 7%

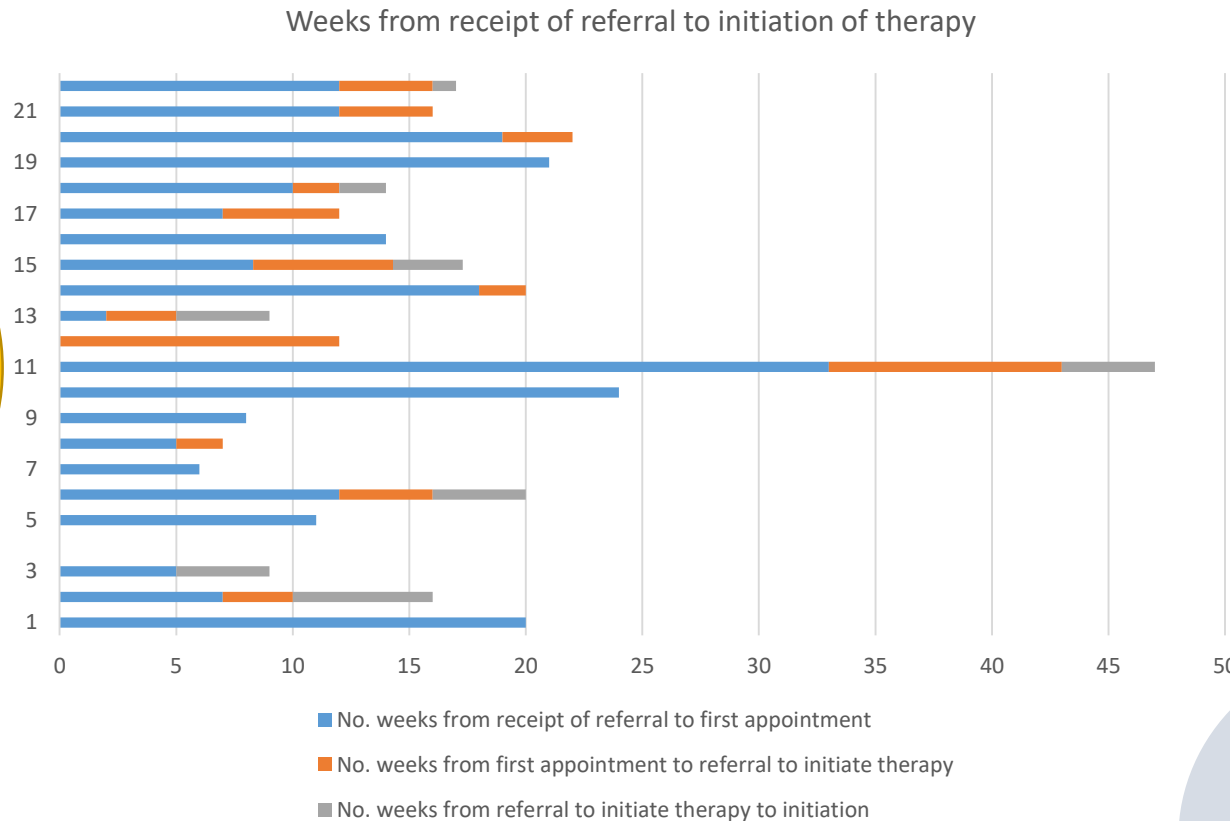
**86%**  
ILD services have a co-ordinator

Average  
B4  
1 WTE



# Clinic Capacity England

**10,358**  
new referrals



**1:3**  
average new to follow-up ratio

**0-32**  
week delay to follow-up

**2-14%**  
DNAs

**2hrs**  
Radiology time per week

**17**  
patients discussed per week on average

All figures are for January 1<sup>st</sup>-December 31<sup>st</sup> 2022



# Prescribing England

**2883**

new  
antifibrotic  
prescriptions

**5459**

active  
antifibrotic  
prescriptions

**697**

new  
immunosuppressant  
prescriptions

**40%**

on average  
move to  
shared care

Antifibrotics	New	Total
IPF	1788	3786
PPF	1095	1273
Immunosuppressants (exc. steroids)	New	Total
ILD	697	1256
<b>Total</b>	<b>3580</b>	<b>6315</b>

All figures are for January 1<sup>st</sup>-December 31<sup>st</sup> 2022

# Supportive Care England



**91%**

ILD services  
organise  
support groups

Supportive Care	Percentage of patients who can access with no issues	Main issues
Pulmonary rehabilitation	73%	Majority report long waiting times and lack of PR tailored to ILD patients
Oxygen	82%	Some areas do not offer (HOSAR) oxygen services which impacts patients, hospital service and increases waiting times
Palliative care	91%	Some services provide in-house palliative care. Provision in local areas variable until patients access hospice support.





# Current Workforce Resource in England

<b>Average of 22 centres in England</b>	<b>Number of people (PA or WTE)</b>
New referrals per centre	500
Respiratory consultant (PA) per 500 new referrals	4 (12)
Rheumatology consultant (PA) per 500 new referrals	1 (1)
SpR / clinical fellow (PA) per 500 new referrals	1 (10)
CNS (WTE) per 500 new referrals	3 (1.3)
Pharmacist (WTE) per 500 new referrals	1 (0.7)



# Scotland, Wales & Northern Ireland

	<b>Scotland (3)</b>	<b>Wales (2)</b>	<b>Northern Ireland (4)</b>
Workforce			
Average no. respiratory consultants per hospital (PA)	4 (6)	2 (4)	5 (5)
Average no. CNS (WTE)	1 (0.6)	1 (1)	1 (0.8)
Average no. pharmacist (WTE)	1 (0.3)	0	1 (0.2)
Average no. new referrals per hospital per year	506	300	128
Average no. new initiation of antifibrotics per year	72	40	25



# Scotland, Wales & Northern Ireland

- Respiratory team with interest in ILD
- Lack of dedicated PR services and long waiting times
- Oxygen and palliative care services accessible
- Gaps – what do they tell us?

